System architecture and kit assemblies

Ten functional drawings and component schedules for purchasing, configuration and site scoping.

Use the relevant sheet to specify the base package at each site. Installation design, terminal wiring, enclosure layout and commissioning are confirmed against the selected hardware and site requirements.

PLC AND HMI

Count products on a conveyor	**02**
Detect products in a packaging cell	**03**
Monitor production status	**04**
Detect products at multiple stations	**05**

WATER QUALITY

Log reservoir turbidity and temperature	**06**
Record wastewater flow and turbidity	**07**
Trend ORP, turbidity and temperature	**08**

DATA CENTRES

Monitor leak zones and room climate	**09**
Detect water at four points	**10**
Compare A/B feed energy and cabinet climate	**11**

PLC AND HMI

Count products on a conveyor

ProSight 4.3-Inch PLC/HMI Conveyor Counting Kit • PS-SOL-KIT-013

Functional architecture

FIELD MEASUREMENTS
2 photoelectric detection points

→

CONTROLLER OR GATEWAY
Integrated PLC and HMI

→

OPERATING VIEW
Local HMI display

Base assembly schedule

QTY	MODEL / ITEM	CONFIGURATION OR ROLE
2	**M18 diffuse photoelectric sensor**	NPN normally open output
1	**PSA-EX3S-8043H-24MT**	4.3-inch integrated controller and display
1	**CM6024**	24 V DC, 2.5 A power supply

Software and recurring costs

Base package supplies hardware. Quote PLC logic, HMI screens, remote reporting and any recurring software charges separately.

Installation and site scope

Provide target material, sensing distance and station layout. Specify panel assembly, field cabling, commissioning and site acceptance per location.

Open the published kit and ordering options

PLC AND HMI

Detect products in a packaging cell

ProSight 4.3-Inch PLC/HMI Packaging Detection Kit • PS-SOL-KIT-014

Functional architecture

FIELD MEASUREMENTS
4 photoelectric detection points

→

CONTROLLER OR GATEWAY
Integrated PLC and HMI

→

OPERATING VIEW
Local HMI display

Base assembly schedule

QTY	MODEL / ITEM	CONFIGURATION OR ROLE
4	**M18 diffuse photoelectric sensor**	NPN normally open output
1	**PSA-EX3S-8043H-24MT**	4.3-inch integrated controller and display
1	**CM6024**	24 V DC, 2.5 A power supply

Software and recurring costs

Base package supplies hardware. Quote PLC logic, HMI screens, remote reporting and any recurring software charges separately.

Installation and site scope

Provide target material, sensing distance and station layout. Specify panel assembly, field cabling, commissioning and site acceptance per location.

Open the published kit and ordering options

PLC AND HMI

Monitor production status

ProSight 7-Inch PLC/HMI Production Status Kit • PS-SOL-KIT-015

Functional architecture

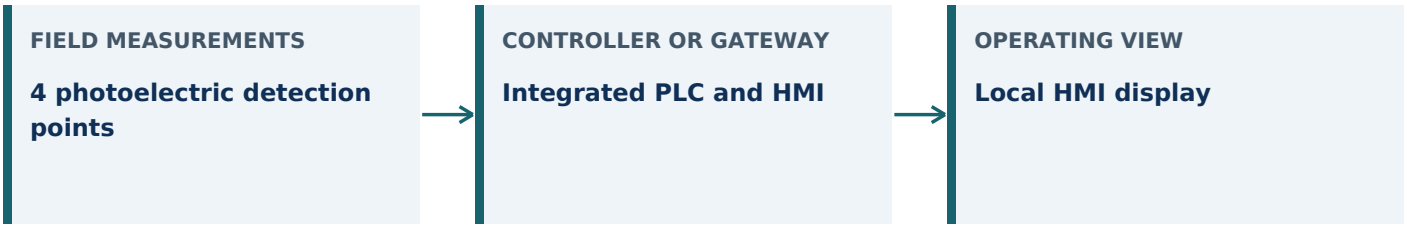

Base assembly schedule

QTY	MODEL / ITEM	CONFIGURATION OR ROLE
4	**M18 diffuse photoelectric sensor**	NPN normally open output
1	**PSA-EX3U-8070H-44MT**	7-inch integrated controller and display
1	**CM6024**	24 V DC, 2.5 A power supply

Software and recurring costs

Base package supplies hardware. Quote PLC logic, HMI screens, remote reporting and any recurring software charges separately.

Installation and site scope

Provide target material, sensing distance and station layout. Specify panel assembly, field cabling, commissioning and site acceptance per location.

Open the published kit and ordering options

PLC AND HMI

Detect products at multiple stations

ProSight 7-Inch PLC/HMI Multi-Station Detection Kit • PS-SOL-KIT-016

Functional architecture

FIELD MEASUREMENTS
8 photoelectric detection points

→

CONTROLLER OR GATEWAY
Integrated PLC and HMI

→

OPERATING VIEW
Local HMI display

Base assembly schedule

QTY	MODEL / ITEM	CONFIGURATION OR ROLE
8	**M18 diffuse photoelectric sensor**	NPN normally open output
1	**PSA-EX3U-8070H-44MT**	7-inch integrated controller and display
1	**CM6024**	24 V DC, 2.5 A power supply

Software and recurring costs

Base package supplies hardware. Quote PLC logic, HMI screens, remote reporting and any recurring software charges separately.

Installation and site scope

Provide target material, sensing distance and station layout. Specify panel assembly, field cabling, commissioning and site acceptance per location.

Open the published kit and ordering options

WATER QUALITY

Log reservoir turbidity and temperature

Rika Reservoir Turbidity & Temperature Logging Kit

Functional architecture

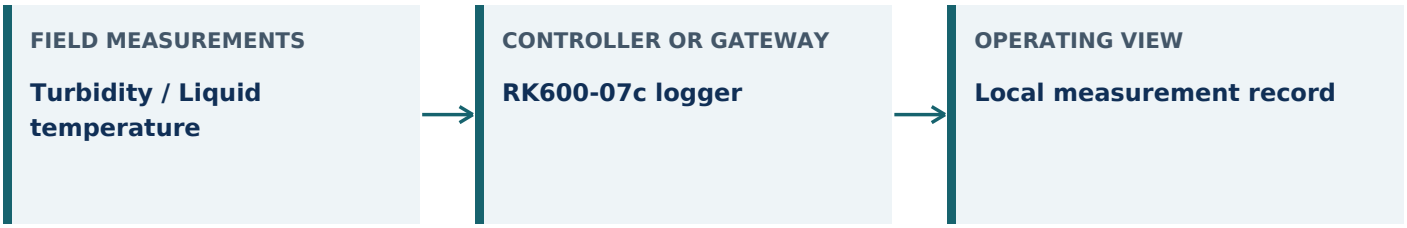

Base assembly schedule

QTY	MODEL / ITEM	CONFIGURATION OR ROLE
1	**RK500-07**	Turbidity sensor, RS485
1	**RK500-11**	Liquid temperature sensor, RS485
1	**RK600-07c**	Multi-channel environmental data logger

Software and recurring costs

Confirm the logging interval, export method and any cloud subscription or communications charges.

Installation and site scope

Define immersion depth, mounting, probe cleaning, calibration access, logger power and enclosure.

Open the published kit and ordering options

Rika turbidity sensor family

WATER QUALITY

Record wastewater flow and turbidity

ProSight Wastewater Flow & Turbidity Recorder Kit

Functional architecture

FIELD MEASUREMENTS
Turbidity / Flow at a DN50 measurement point

→

CONTROLLER OR GATEWAY
MPR800-01-X-N recorder

→

OPERATING VIEW
Local measurement record

Base assembly schedule

QTY	MODEL / ITEM	CONFIGURATION OR ROLE
1	**RK500-07**	Turbidity sensor, 4–20 mA
1	**DN50 electromagnetic flow meter**	PTFE-lined, flanged. Confirm order code and signal.
1	**MPR800-01-X-N**	Eight-channel paperless recorder
1	**CM6024**	24 V DC, 2.5 A power supply

Software and recurring costs

Local recorder is in the base schedule. Quote remote reporting, software and data service separately.

Installation and site scope

Confirm pipe size, flow range, wetted materials, mounting and recorder input configuration before supply.

Open the published kit and ordering options

Rika turbidity sensor family

WATER QUALITY

Trend ORP, turbidity and temperature

ProSight Wastewater ORP Turbidity & Temperature Recorder Kit

Functional architecture

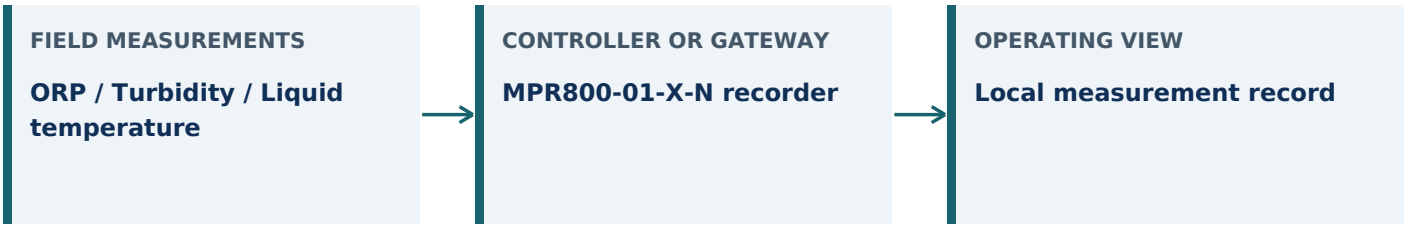

Base assembly schedule

QTY	MODEL / ITEM	CONFIGURATION OR ROLE
1	**RK500-06**	ORP sensor, 4–20 mA
1	**RK500-07**	Turbidity sensor, 4–20 mA
1	**RK500-11**	Liquid temperature sensor, 4–20 mA
1	**MPR800-01-X-N**	Eight-channel paperless recorder
1	**CM6024**	24 V DC, 2.5 A power supply

Software and recurring costs

Specify local recording, exports and any remote reporting subscription as separate requirements.

Installation and site scope

Confirm sample points, mounting, measurement ranges, cleaning and calibration responsibilities at each site.

Open the published kit and ordering options

Rika water quality sensor families

DATA CENTRES

Monitor leak zones and room climate

Milesight Data Centre Zone Leak Monitoring Kit • PS-SOL-KIT-053

Functional architecture

FIELD MEASUREMENTS
Two leak zones / Two temperature and humidity points

→

CONTROLLER OR GATEWAY
UG65 LoRaWAN gateway

→

OPERATING VIEW
Site monitoring platform (scope to confirm)

Base assembly schedule

QTY	MODEL / ITEM	CONFIGURATION OR ROLE
2	**EM300-ZLD-915M**	Zone leak sensor
2	**EM300-TH-915M**	Temperature and humidity sensor
1	**UG65-915M-EA**	Indoor LoRaWAN gateway

Software and recurring costs

Quote the network server, dashboard, alarm routing and any recurring service for the selected deployment.

Installation and site scope

Map leak zones and climate points to rooms. Confirm gateway power, network access and alarm recipients.

Open the published kit and ordering options

Milesight EM300-ZLD family datasheet

DATA CENTRES

Detect water at four points

Dragino 4-Point Data Centre Leak Monitoring Kit

Functional architecture

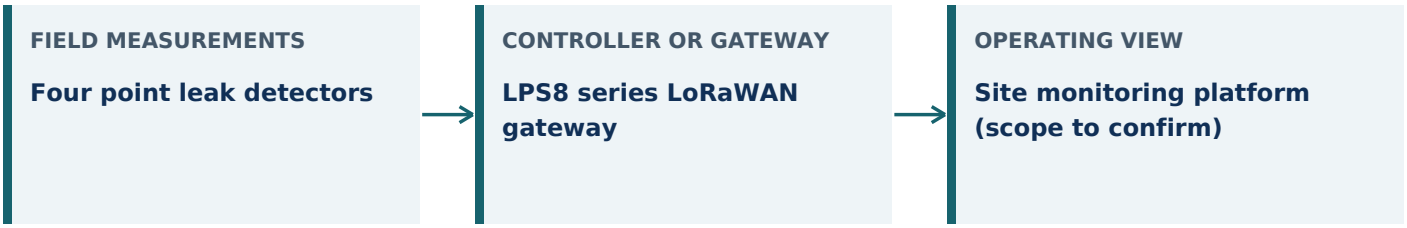

Base assembly schedule

QTY	MODEL / ITEM	CONFIGURATION OR ROLE
4	**LWL02**	LoRaWAN point leak sensor
1	**LPS8 series**	Standard Ethernet/Wi-Fi gateway

Software and recurring costs

The 4G hardware option replaces the base gateway. SIM, data plan, platform and notification charges require confirmation.

Installation and site scope

Identify the four collection points. Confirm enclosure location, radio coverage, gateway backhaul and alert testing.

Open the published kit and ordering options

DATA CENTRES

Compare A/B feed energy and cabinet climate

Acrel Data Centre A/B Feed & Cabinet Monitoring Kit • PS-ACR-SYS-001

Functional architecture

FIELD MEASUREMENTS
Two metered feeds and six CTs / Two cabinet climate points

→

CONTROLLER OR GATEWAY
ANet-1E1S1 gateway

→

OPERATING VIEW
Acrel Monitoring Software

Base assembly schedule

QTY	MODEL / ITEM	CONFIGURATION OR ROLE
2	**ADL3000-E**	CT-input energy meter
6	**100 A / 5 A split-core CT**	Current transformer
2	**WHD48-11**	Cabinet temperature and humidity, RS485
1	**ANet-1E1S1**	Gateway with Ethernet and RS485
4	**Acrel Monitoring Software**	Device licences, first 12 months

Software and recurring costs

Four first-year device licences are included. Published renewal from year two is A$220 per year for this kit, based on A$55 per device.

Installation and site scope

Specify each board, CT fit and circuit schedule. Quote auxiliary supply, wiring, installation, commissioning and handover.

Open the published kit and ordering options

Acrel WHD48-11 manufacturer reference